



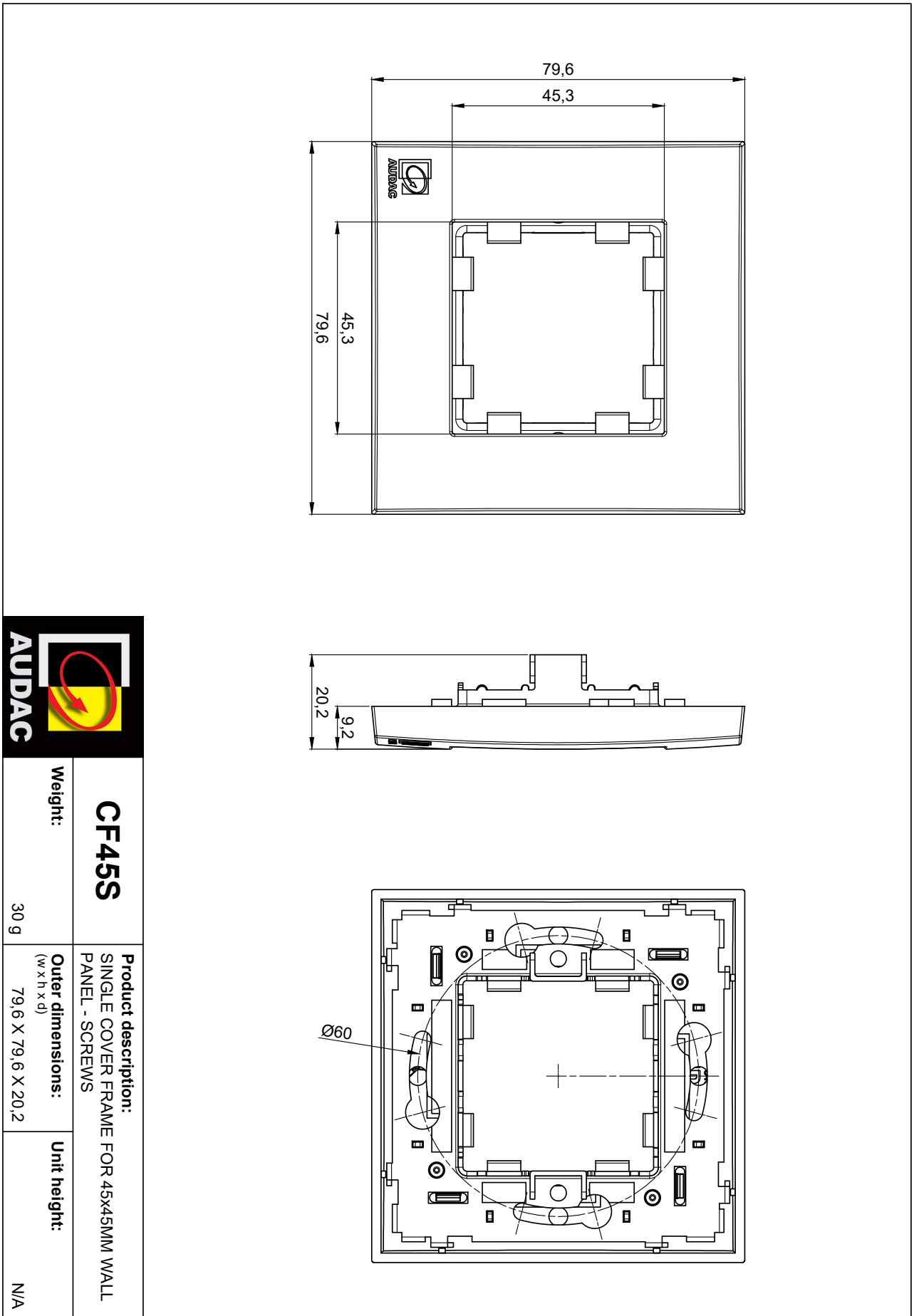
Product information:

The CF45 cover frames allow flush mount installation for any 45 x 45 mm standard sized product such as matrix control panels, volume controllers, connection plates, ... They come including a metal subframe(s) and are available in single (CF45S) and double (CF45D) unit size. They are available in black (/B) and white (/W)



Variants:

- CF45S/W - White version
- CF45S/B - Black version



<p>CF45S</p>	<p>Product description: SINGLE COVER FRAME FOR 45x45MM WALL PANEL - SCREWS</p>	<p>Unit height: N/A</p>
<p>Weight: 30 g</p>	<p>Outer dimensions: (w x h x d) 79,6 X 79,6 X 20,2</p>	