



ATEO2

Compact wall speaker with CleverMount™ 2"

Highlights:

- Vertical and horizontal mounting
- 2" full range aluminum driver
- Stunning designed and elegant looking ABS enclosure
- Patented CleverMount™ mounting system

Product information:

The ATEO is a series of extraordinary loudspeakers especially designed for fixed install in indoor applications, ranging from modern residential applications to the most demanding designer applications in environments such as retail stores, pubs, restaurants or even clubs.

The ATEO 2 is the ultra-compact model of this series which smoothly integrates into any interior like no other loudspeaker. The sound originates from a 2" aluminum cone driver which provides a full-range, warm and detailed sound, with an improved response in the low frequencies due to the ported design. This way, smooth sound reproduction with clear and crisp sound is guaranteed.

The internal self-resetting network provides optimal overload protection. It features a stunningly designed and elegant looking ABS housing which is fitted with high-quality components. What makes this loudspeaker range so exceptional is the specially designed mounting bracket using Clevermount™ technology, making the loudspeakers cabinet flow together with the mounting bracket providing great ease for installing the loudspeaker in one good-looking entity.

The mounting and connection of the loudspeaker is done by mounting the wall-plate to the desired location. The terminal block connector should be fitted to the wires coming from the amplifier and plugged into the counterpart on the speakers' side. The only next step is clipping the speaker onto the wall plate and tightening it by a quarter turn until it's fixed.

Applications:

- Retail
- Residential
- Clubs, bars, restaurants



Impedance:



System specifications:

Speaker type		Full range
Max. Power		20 W
RMS Power		10 W
Impedance		8 Ω (ATEO2) 16 Ω (ATEO2D)
Incline angle	Left	25°
	Right	25°
	Bottom	25°
	Top	15°
Sensitivity (1W/1m)		83 dB
Sound Pressure (Max. W/1m)		93 dB
Frequency	Response (\pm 3 dB)	120 Hz - 20 kHz
	Range (-10 dB)	100 Hz - 20 kHz
Dispersion	Horizontal	145°
	Vertical	170°
Ingress Protection rating		IP40
Connectors		2-pin Euro Terminal Block
Drivers		2" Aluminium full range

Product Features:

Dimensions		80 x 136 x 115 mm (W x H x D)
Weight		0.390 kg
Operating temperature		-20 °C ~ 60 °C
Mounting		Clevermount™
Construction		ABS
Front finish		Steel grill
Colours		Black (RAL9005) (ATEO2/B, ATEO2D/B) White (RAL9003) (ATEO2/W, ATEO2D/W)
Accessories	Optional	WTR06 - 6W 100V line transformer

Variants:

- ATEO2/B - Black version - 8Ω
- ATEO2/W - White version - 8Ω
- ATEO2D/B - Black version - 16Ω
- ATEO2D/W - White version - 16Ω

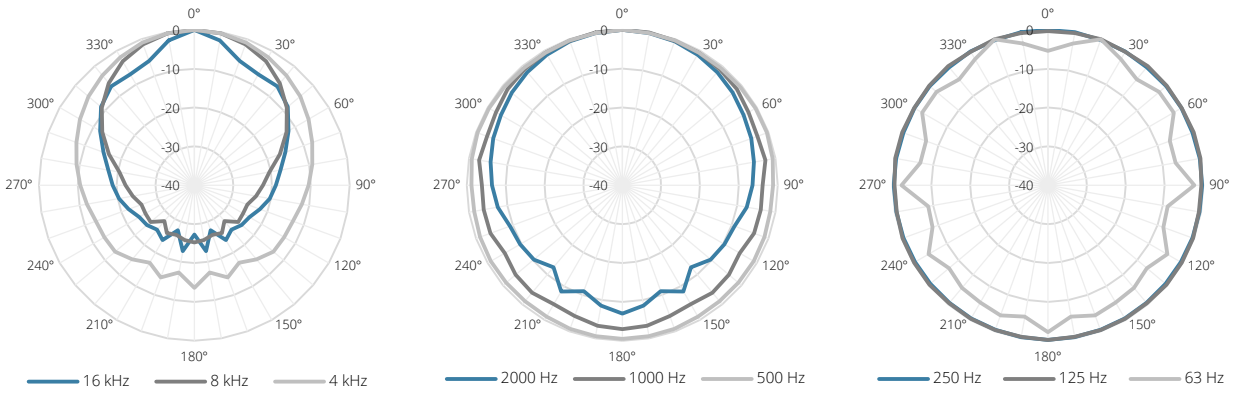
Shipping & Ordering:

Packaging	Cardboard box (pair)
Shipping weight & volume	1.000 kg - 0.044 Cbm (2 pcs)

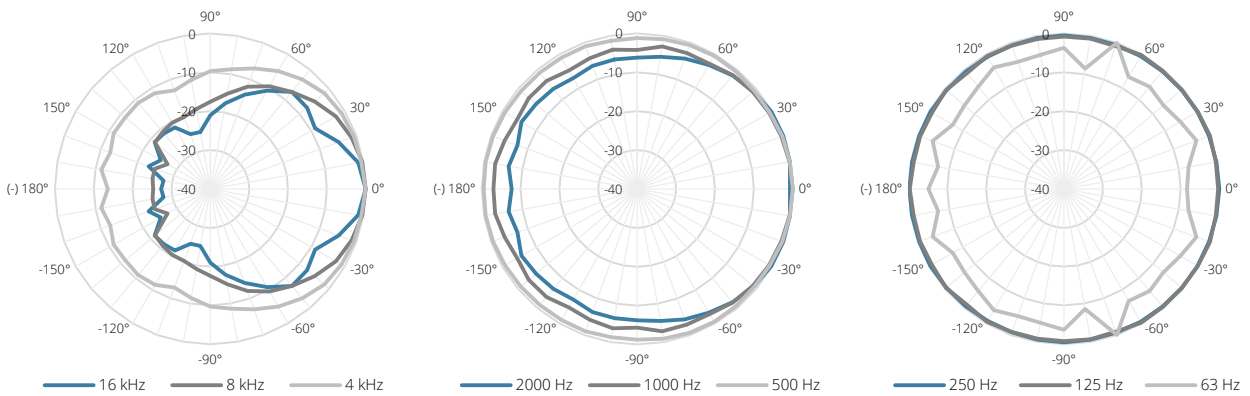
Architects' and Engineers' Specifications:

The loudspeaker must be housed in an ultra-compact curved elegant enclosure, fitted with a 2" full range aluminum cone driver with a ported acoustic design which results in an ultimate low-frequency response. Installation shall be possible using a Clevermount™ mounting system which is continuously adjustable in all four directions. It must have an RMS power handling of 10 Watt with a maximum power handling of 20 Watt and the frequency response (± 3 dB) must range from 120 Hz to 20 kHz. The sensitivity must be 83 dB when measured with an input signal of 1 Watt at a distance of 1 meter, while the maximum continuous sound pressure level must reach 93 dB. The loudspeaker must have an impedance of 8 Ohm and contain a self-resetting protection circuit. All speaker cables must be hidden when installed. The system's enclosure must not exceed 136 mm in height, 80 mm in width and 115 mm in depth. Its weight shall not exceed 0.39 kg.

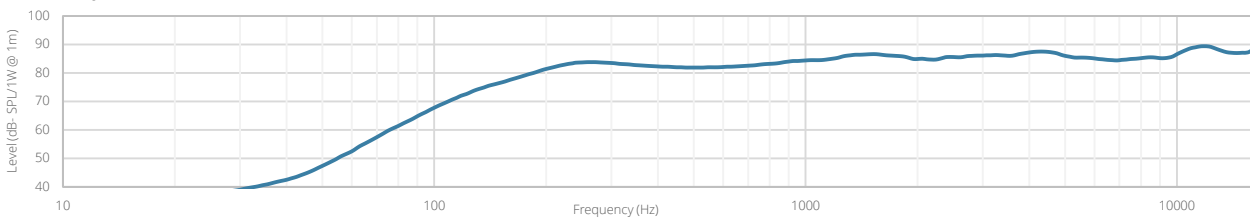
Horizontal Polars:



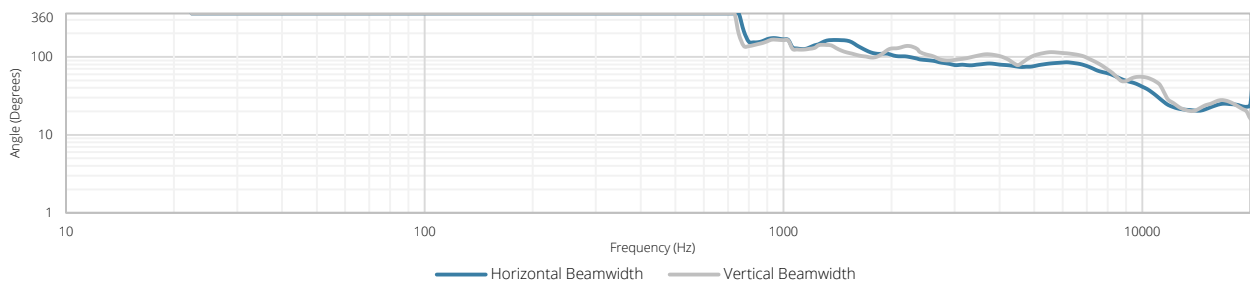
Vertical Polars:



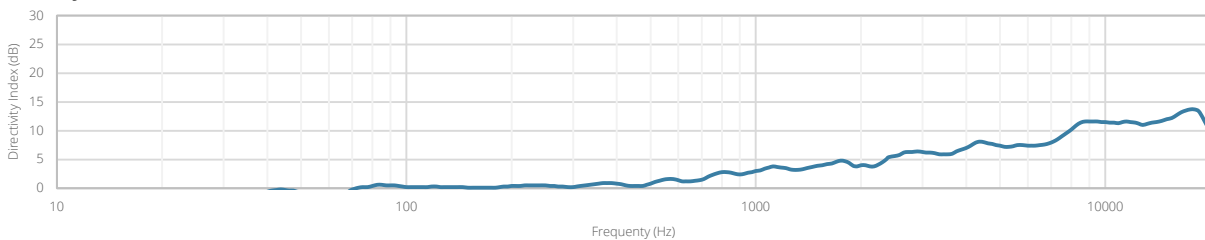
Sensitivity:

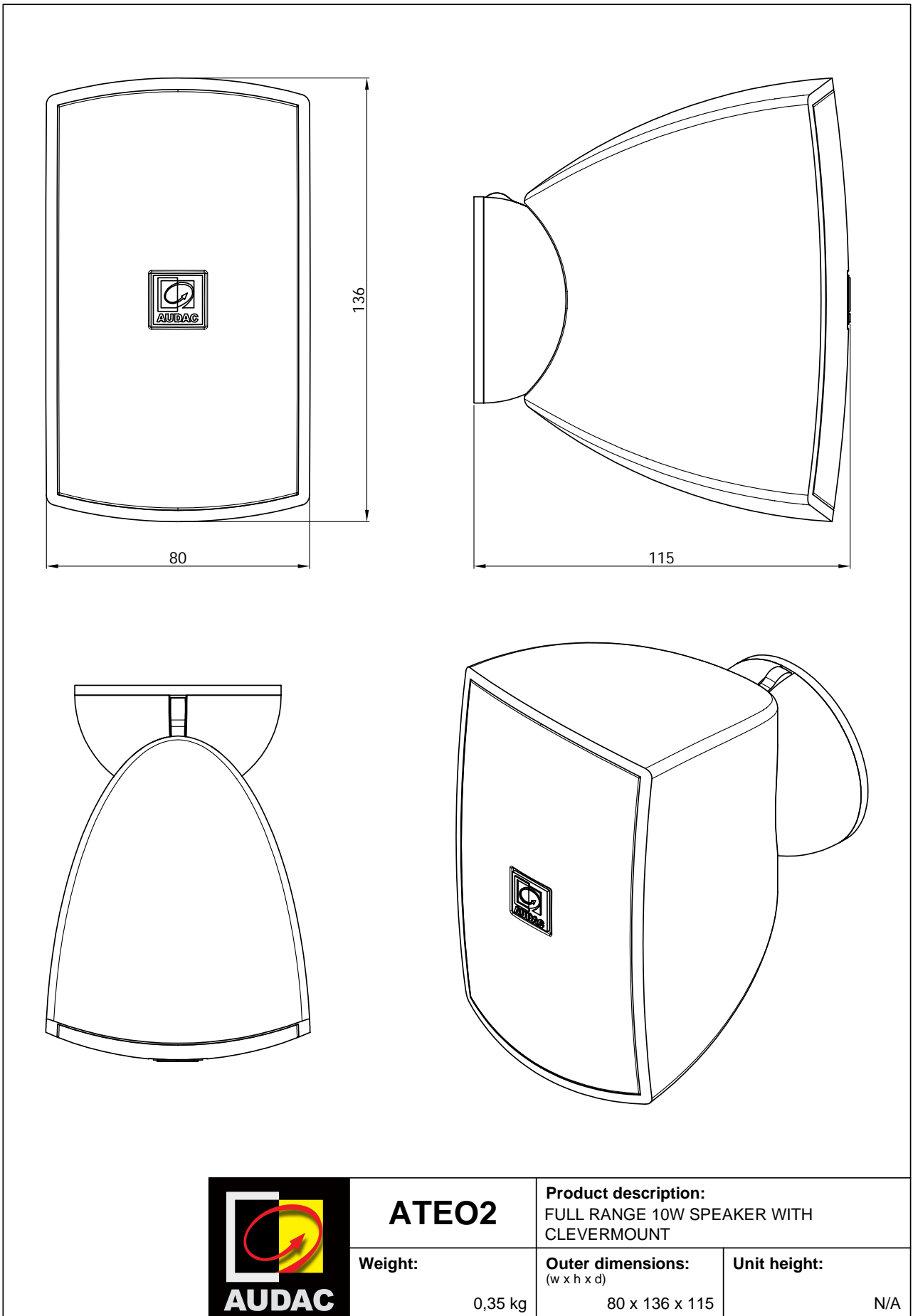


Beamwidth (-3dB):



Directivity index:





ATEO2

Product description:
 FULL RANGE 10W SPEAKER WITH
 CLEVERMOUNT

Weight:
 0,35 kg

Outer dimensions:
 (w x h x d)
 80 x 136 x 115

Unit height:
 N/A