


WB200

Surface mount wall box for WP & DWP series - 80 x 80 mm wall panel

Product information:

The WB200 wall boxes allow surface mount installation for the WP2xx series and DWP series 80 x 80 mm sized wall panels.

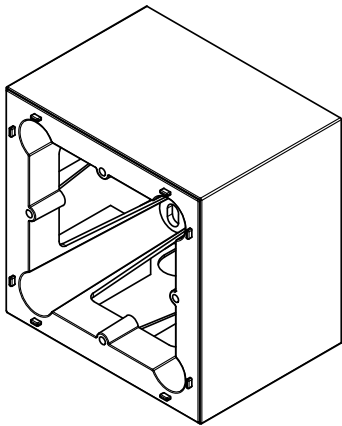
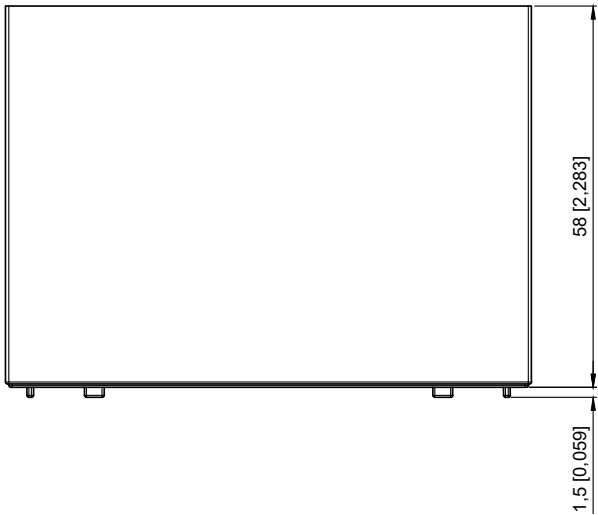

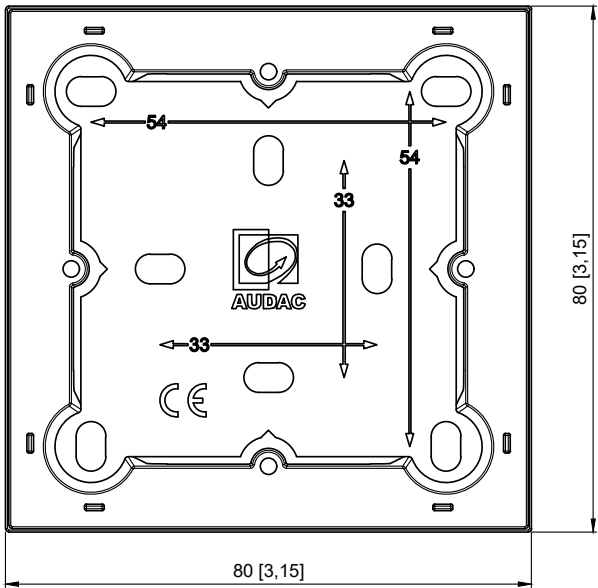


Product Features:

Dimensions	80 x 80 x 59.5 mm (W x H x D)
Weight	0,05 kg

Variants:

- WB200/SB - Black version
- WB200/SW - White version



WB200/S		Product description			
		WALL BOX FOR WP & DWP SERIES 80x80 MM			
		WALL PANEL - SURFACE MOUNT			
MM [INCH]	Scale	Outer dimensions (w x h x d)		Unit height	Weight
	1 : 1	80 x 80 x 59,5 mm 3,15 x 3,15 x 2,343 "		N/A	50 g 1,76 oz