



CENA7

SpringFit™ 6.5" ceiling speaker

Product information:

The unbeatable one. The CENA series are full-range ceiling speakers, designed to offer an unmatched solution for large scale public address projects. The SpringFit™ fixation offers the fastest possible installation time of any speaker available on the market, while the borderless grill design is absolutely unseen for any ceiling speaker in this segment. With the selection of high-quality cone materials, exceptional intelligibility and background music performance are guaranteed. The CENA Series are equipped with SnapConnect™, a faster, more reliable and safer choice for fixed installations, accepting solid and stranded wires with sections up to 4.0 mm².

The CENA706 features a 6.5" broadband driver with a continuous power handling of 10 Watt (RMS) and maximum power handling of 20 Watt. It is fitted with a multi-tapping 100V line transformer with tapings for 6W and 3W.



Impedance:

8 Ohm

16 Ohm

Voltage:

100V

System specifications:

Max. Power		20 W
RMS Power		10 W
Sensitivity (1W/1m)		96 dB
Speaker type		Broadband
Impedance		8 Ω (CENA706)
		16 Ω (CENA710D)
Connection		Screw terminal
Drivers		6.5" Full Range
Sound Pressure (Max. W/1m)	@ 100 V	106 dB
Frequency	Response (± 3 dB)	100 Hz - 15 kHz
	Range (-10 dB)	70 Hz - 18 kHz
Line Transformer Tappings	1	6 W / 1667 Ω
	2	3 W / 3333 Ω
Dispersion	Conical	140°

Product Features:

Cut-out measurement	167 mm (Ø)
Dimensions	193 x 67 mm (Ø x D)
Construction	ABS
Front finish	Borderless finely perforated steel grill
Built-in depth	67 mm
Mounting	SpringFit™ mounting system
Colours	White (RAL9003) (CENA706/W)
	Black (RAL9005) (CENA706/B)
Operating temperature	-15 °C ~ 55 °C

Variants:

- CENA706/W - White version - 8Ω and 100V
- CENA706/B - Black version - 8Ω and 100V
- CENA710D/W - White version - 16Ω

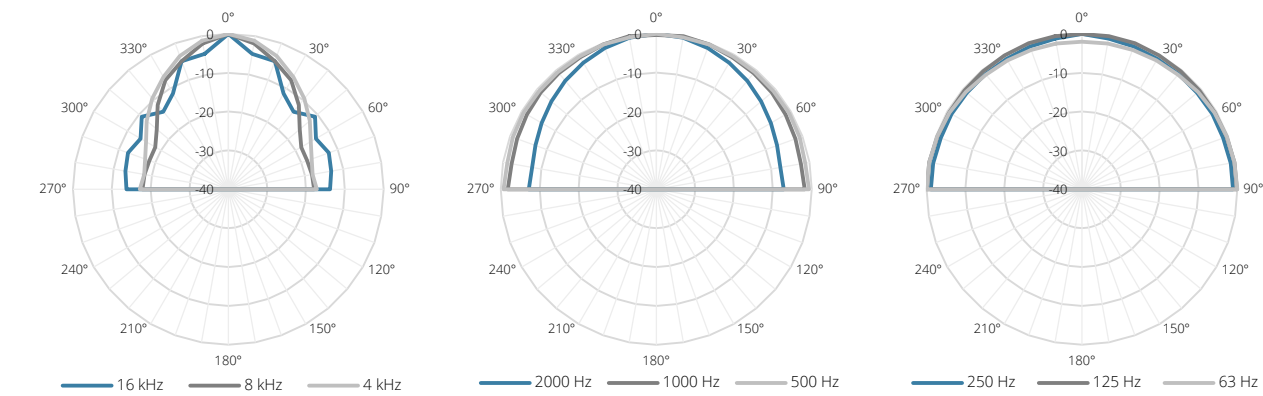
Shipping & Ordering:

Packaging	Cardboard box
-----------	---------------

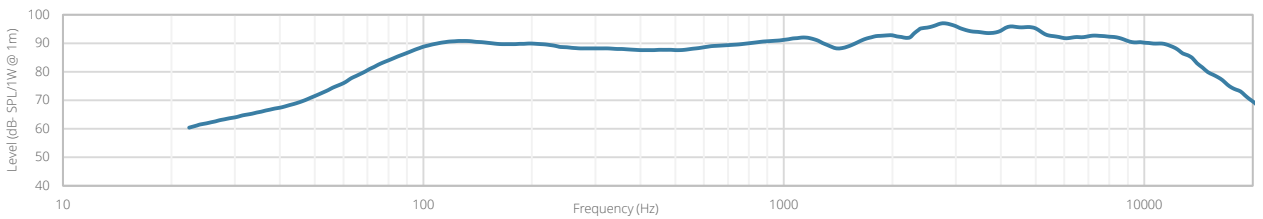
Architects' and Engineers' Specifications:

The ceiling mount loudspeaker shall be a full-range type equipped with a 6.5" driver and fitted with a line transformer allowing it to be used on 100 Volt distributed line systems. It shall have an RMS power handling of 10 Watt with a maximum power handling of 20 Watt and the frequency response (± 3 dB) shall range from 100 Hz to 15 kHz. The sensitivity shall be 96 dB when measuring with an input signal of 1 Watt at a distance of 1 meter, while the maximum continuous sound pressure level shall be 106 dB. The nominal dispersion shall be a 140° conical coverage pattern at -6dB (average 100 Hz - 10 kHz). The loudspeaker shall fitted with a multi-tapping line transformer with tapings for 6 Watt and 3 Watt. Fast and safe connection of the system shall be possible using SnapConnect™. The speakers frame shall be constructed in high quality ABS material and the front shall be finished through a borderless and finely perforated steel grill. It shall come available in both white (RAL9003) and black (RAL9005) colours and custom painting shall make it blend-in with any environment. Mounting of the speaker into the ceiling shall be possible using a SpringFit™ installation system. The speaker shall have a diameter of 193 mm, a depth of 70 mm and the weight shall not exceed 0.89 kg. The speaker shall fit in a mounting hole with a cutout diameter of 167 mm and a build-in depth of 67 mm.

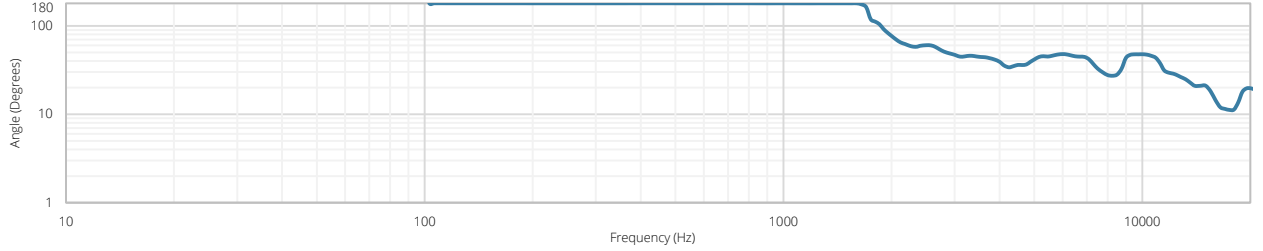
Polars:



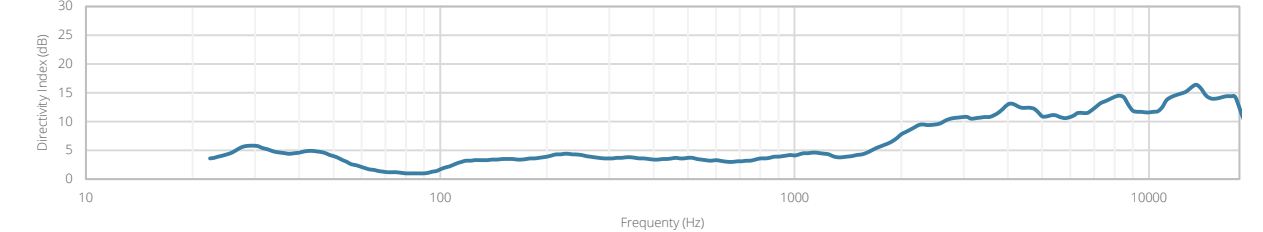
Sensitivity:




Beamwidth (-3dB):



Directivity index:



		
CENA706		
Product description: SPRINGFIT 6.5" CEILING SPEAKER 6W/100V		
Weight:	Outer dimensions: (w x h x d)	Unit height:
TBA	Ø193 x 70,1	N/A

