

USER MANUAL V1.1



P. LANE TYPE 436

ALL TUBE VARIMU COMPRESSOR

Introduction	3
What's in the box	4
Description	5
Connections	6-7
Specifications	8
Applications	9-11
Let's get technical	12
Trouble Shooting	13
Warranty Statement	14
Recall Sheet	15



Thank you for choosing the LANG Electronics Inc. P.LANE TYPE 436 all tube Vari-Mu compressor, yet another piece of classic gear straight from London's late 60s musical revolution and into your 21st Century studio...

This classic design has continued to gain popularity to this day due to its velvety, flattering character and its sublime ability to control dynamic transients without killing the high-end.

Used on a daily basis at the hottest studio in London for tracking bass and guitars, the defining sound of the Type 436 Vari-Mu compressor was extensively used when tracking guitar, piano, sitar, mellotron, strings, brass and woodwind by a particularly talented band from Liverpool and has set a gold standard for modern instrument recording up until today.

Now, more than 5 decades later, that unique tone and unrivalled, characteristic response is still in high demand. Controlling the dynamics of a rhythm track without killing the perceived hits and transients is one of its specialties, and will impress with how far you can take it without the typical artifacts of over compression and dulling associated with many others. Electric basses also come out as never before, allowing plenty of processing all while still maintaining an enticing output, that'll keep you engaged. And of course vocals can be perfectly smoothed out and put in their place.

The LANG Electronics Inc. P.LANE TYPE 436 all tube Vari-Mu compressor is one of the units that fall under the "SOUND THAT DEFINED AN ERA" line that seeks to revive historical units that fit into today's studios and were either unavailable or way overpriced.

Check the LANG Electronics Inc. SILVERR 47® all tube dual microphone preamplifier for yet another amazing unit.

Peter Rodríguez
CEO

LANG Electronics Inc. - Madrid, Spain.

© 2025 LANG Electronics Inc. is the sole owner of the copyright of all information and drawings contained in this manual which are not to be copied or reproduced by any means or disclosed in part or whole to any third party without written permission.

LANG Electronics Inc. reserves the right to alter specifications without notice. The information in this manual has been carefully checked and is believed to be accurate at the time of publication. However, no responsibility is taken by us for inaccuracies, errors or omissions nor any liability assumed for any loss or damage resulting either directly or indirectly from use of the information contained within it.

The brand LANG Electronics Inc. and the LANG logo are registered Trademarks owned by Heritage audio s.l.



- 1 P.LANE TYPE 436 all tube Vari-Mu compressor
- 1 AC power cord (Europe)
- 1 AC power cord (US)




The legend of the modified ALTEC 436C is not just a myth from the 60s, as its simple yet flexible control has proven to be the secret sauce for many experienced contemporary producers and in almost any musical genre you can imagine (from pop to rock, alternative music, metal, hip hop, and even electronic music), due to its unique character when tracking any instrument.

And no effort was spared in the designing process as the LANG Electronics Inc. P.LANE TYPE 436 all tube Vari-Mu compressor covers all developmental stages of the original, from the rather simple but incredibly effective model 436C, to the more evolved "London Mod" with 6 selectable constants and extra "HOLD" positions for each constant, that will keep the source signal compressed to the most recently processed peak level. We've also taken it one step further and included the SuperFast setting, not found in the vintage 436C, that takes the unique character of the P.LANE TYPE 436 to a whole new level, adapting it to the modern needs of studio recording.

Once again, HERITAGE AUDIO and LANG Electronics Inc. have been able to recreate one of the classics that was extensively used during one of the most innovative times in recording history....and at a price that keeps it within reach of everybody.



P. LANE TYPE 436



- 1 **INPUT LEVEL:** attenuates the signal to an appropriate level for the desired compression.
- 2 **ATTACK:** selects between 6 Attack positions from 15mS to much slower settings.
- 3 **RECOVERY:** 11 position switch, from 300mS up to 6 seconds and intermediate HOLD positions.
- 4 **VU METER:** Indicates GAIN REDUCTION.
- 5 **DC THRESHOLD:** selects between 6 options available to vary the slope of the compression applied.
- 6 **ZERO:** fine tunes the VU METER initial position.
- 7 **BAL:** adjusts the TUBE balance.
- 8 **OUTPUT ATTENUATOR:** recovers any level lost due to the compression.
- 9 **POWER SWITCH:** turns the unit on or off.
- 10 **POWER INDICATOR:** when on, the unit is active.



P. LANE TYPE 436



- 1 **VOLTAGE SELECTOR:** select the correct voltage input according to the country you are in.
- 2 **POWER INPUT:** : IEC standard power input connector.
- 3 **OUTPUT XLR:** male gold plated XLR connector.
- 4 **OUTPUT TRS:** 1/4" (6.25 mm) TRS jack.
- 5 **INPUT XLR:** female gold plated XLR connector.
- 6 **INPUT TRS:** 1/4" (6.25 mm) TRS jack.



The first control on the front panel is the **INPUT LEVEL**, which will allow you to attenuate the signal to an appropriate level for the desired compression. This is soft-stepped so the settings can be easily reproduced.

Then we encounter the time controls, **Attack** and **Recovery** (Release).

There are **6 Attack positions** selectable from a reassuringly resistive switch. These are not as fast as some compressors out there, but certainly can achieve a much quicker reaction than the original when needed.

The **Recovery knob** is directly below this and also has 6 selectable release times on a very sturdy switch and offers faster options than the original, if needed. A cool thing about this Recovery setting control is there are another 5 settings for the **HOLD** options, indicated with the red dots. These HOLD settings can be great for avoiding any level drops that might happen when less compression is applied to the signal, to keep everything sounding consistent.

Right in the middle we placed a very attractive vintage style **VU-meter** to display the gain reduction in dBs.

Next up is another sturdy switch allowing you to vary the **DC Threshold**. The 6 options available here will vary the slope of the compression applied. In essence, it's basically a way of controlling the ratio and knee curve of the compression, starting off very gradual and ending with a more extreme, almost limiting like response.

Below this are two adjustment screws for placing the needle at '**ZERO**' and for fine tuning the tube Balance (**BAL**). After time the ZERO position of the needle may drift, but can easily be set back by the user. The Balance is perfectly set from factory, but if needed, you can adjust the exact matching of the two Vari-Mu triode tubes with this.

The **OUTPUT ATTENUATION** knob is used to recover any level lost due to the compression as well as assure a good level is being sent on to the next piece of gear.

Finally there is a red jewel-style light that will light up when the power is turned on with the switch below it.

Around the back you'll find both XLR and 1/4" TRS balanced inputs and outputs for professional and convenient connections.



RECORDING VOCALS



RECORDING GUITARS



USING THE P.LANE AS AN INSERT



- Input impedance : 15Kohm bridging, transformer based.
- Maximum gain : 20dB with input and output at MAX, no compression.
- Input control: soft stepped pot, maximum to minus infinity.
- Output control: soft stepped pot, maximum to minus infinity.
- Attack: 6 position switch, from 15mS to much slower settings.
- Recovery: 11 position switch, from 300mS up to 6 seconds and intermediate HOLD positions.
- DC Threshold. 6 position rotary switch allows modifying the compression curve.
- Compression : Up to 20 dB with less than 1% THD.
- Output: 200 ohm transformer based.
- Tube assortment: 3 tubes (1 x NOS 6H5P, 1 x JJ E88CC, 1 x NOS 6AL5) matching the original design.
- LANG ELECTRONICS Inc. input and output transformers custom designed by HERITAGE AUDIO.



PROBLEMS	SOLUTIONS
I'm getting an interrupted response and quite noisy.	You need to let the unit warm up for 15-20 minutes before using as it is a tube based compressor.
Why isn't my signal sounding?	Do you have enough INPUT level applied?
Not sure why my signal is still not sounding?	Please make sure that it is not fully attenuated with the OUTPUT control.
Even at the lowest GAIN setting I'm still getting way to much input level.	Are you sure that you are sending it a balanced +4dBu signal?
I'm losing way too much of the attack of my signal.	Simply ease off the ATTACK setting a little bit.
I'm getting a good level and compression sound with my INPUT settings, but there's too much signal from the output going on to the input of my sound card.	You can back off the OUTPUT a bit to compensate if necessary.
I'm getting pops and cracking sounds from the unit,	Please contact your dealer or Heritage Audio directly as it may need tube replacing or servicing.
I'm in a different country now with different voltage. How can I still use my P.LANE?	You'll need to adjust the voltage selector to that country's voltage and insert the appropriate fuse.



LIMITED 2 YEAR WARRANTY

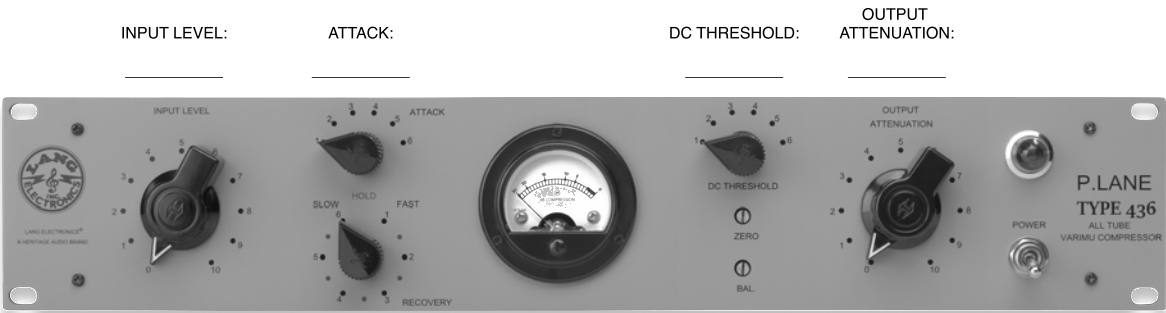
The LANG Electronics Inc. P.LANE TYPE 436 all tube Vari-Mu compressor is warranted by LANG Electronics Inc. to be free from defects in materials and workmanship for the period of 2 years to the original purchaser. In the event of such defects, the product will be repaired without charge or, at our option, replaced with a new one if delivered to LANG Electronics Inc. prepaid, together with a copy of the sales slip or other proof of purchase date. The warranty excludes problems due to normal wear, abuse, shipping damage or failure to use the product in accordance with the specifications. LANG Electronics Inc. shall not be liable for damages based upon inconvenience, loss of use of the product, loss of time, interrupted operation or commercial loss or any other damages, whether incidental, consequential or otherwise.

This warranty is not transferable.

We encourage you to register your new LANG Electronics Inc. P.LANE TYPE 436 all tube Vari-Mu compressor in our web in order to better manage any warranty related issues at: <https://heritageaudio.com/registration/>

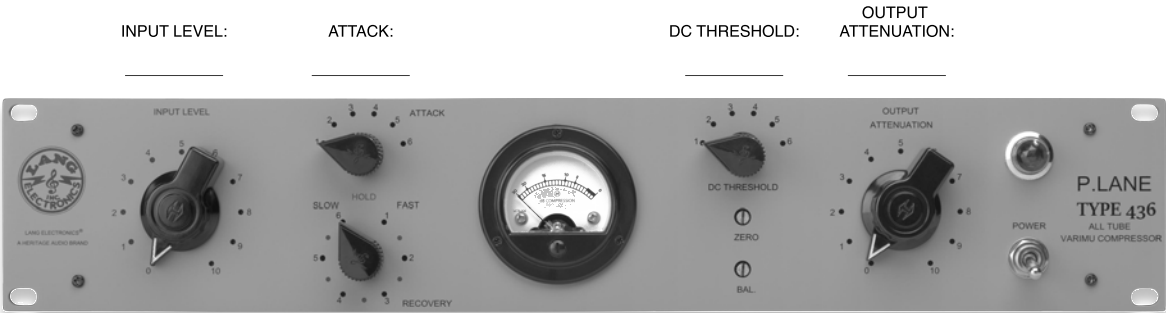
Heritage Audio, the Heritage Audio "H" logos, LANG Electronics Inc. and the LANG Electronics Inc. logos are registered Trademarks owned and/or licensed by Heritage Audio





RECOVERY: _____

Session / Title: _____ Track: _____ Connected Equipment: _____
Date: _____ Instrument: _____ Notes: _____



RECOVERY: _____

Session / Title: _____ Track: _____ Connected Equipment: _____
Date: _____ Instrument: _____ Notes: _____



