

# KF210





Ultra compact passive full-range speaker



## FEATURES

- Unique performance-to-size ratio
- Plug and play capabilities
- Full-range frequency response
- Compatible with any amplifier
- Weather-proof stainless steel frame
- Dedicated mounting accessories for flush mount

## COLORS AVAILABLE

- Black 
- White 
- Specific RAL code for a customized painted model 
- Brushed, Polished, Gold Plated and Stainless steel finishes 

## ACCESSORIES

K-2SPK, K-FLY2U, K-JOINT2, K-KUIP, K-WALL2, K-WF26, K-WF210

## DESCRIPTION

K-array presents its new full-range speaker line, Domino. These stainless steel compact speakers with plug and play capabilities do not require presets and can be driven by any amplifier making it the perfect solution for applications with subwoofer restrictions from intimate restaurants to live concert settings.

The new line consists of three speakers: the KF26, the KF210 and the KF212. The KF26 is the smaller of the trio measuring a depth of less than 12 cm. It is comprised of a 6" and a 2" neodymium magnet woofer coaxially mounted plus one 6" passive radiator to extend the bass response in the lower end frequencies. The KF26 has a selectable impedance (8/32Ohm) and 90° coverage, horizontally and vertically. Designed as a passive speaker, the KF26 can be transformed into a self-powered speaker just by inserting the specific amplifier accessory, KA1-FF. With a max SPL of 109dB, the KF26 is the ideal for smaller installations that requires high quality in a practical, compact form.

The KF210 is the mid-sized option of the Domino line that has a 10" and a 3" neodymium magnet woofer coaxially mounted in addition to a 10" passive radiator. Like the KF26, The KF210 has selectable impedance and wide vertical and horizontal coverage.

The largest and most powerful of the Domino line is the KF212. Comprised of a 12" coaxial transducer with a titanium dome and a 12" passive radiator, the KF212 really packs a punch. At just 20 cm deep, the KF212 is the ideal solution for clubs and lounges up to live concerts. The Domino line is accompanied by several product-specific accessories that can enhance the system's setup. Wall brackets are included while other useful tools are available for purchase, like the flush mount recessing frame, K-WF26 and K-WF212, used for wall insets to further hide the speakers.

Domino is available in a 24 K gold plated finish as well as brushed or polished stainless steel finishes in addition to the standard sleek black and elegant white rendering them suitable for any venue.

## APPLICATIONS

Broadcast/ TV Studio

Club/ DJ Set

Corporate/AV

Hospitality

House of Worship

Large Congregations

Live Concerts

Store

Theatre

Theme Park

TECHNICAL SPECIFICATIONS

	ACOUSTICS
Power handling	320 W
Impedance	4/16 Ohm selectable
Frequency range (-10 dB)	40Hz-19000Hz passive version
SPL 1W/1mt	95dB
Maximum SPL	117dB (cont) - 123dB (peak) passive version 121dB (cont) - 127dB (peak) with KA
	COVERAGE
Horizontal	90°
Vertical	90°
	CROSSOVER
Type	internal passive crossover
Frequency	2500 Hz
	TRANSDUCERS
Type	Low-mid frequency: 1 x 10" Neodymium magnet with 2 voice coils of 2"+ 1 x 10" passive transducer
Type	High frequency: 3" Neodymium magnet Woofer with 2 voice coils of 1"
	POWER AUDIO IN/OUT
Connectors	1 x 4-pin phoenix connector
	RECOMMENDED AMPLIFIERS
Type	KA24 - KA84
	CERTIFICATION
IP	56 (More complete water protection with K-KUIP accessory)
	PHYSICAL
Dimensions	28.2 cm x 50.0 cm x 15.1 cm (11.1" x 19.6" x 5.9")
Notes for data	Weight 12 Kg (26.45 lb)

1. With dedicated preset;
2. Measured @4 mt then scaled @1 mt;
3. Measured with musical signal

New materials and design are introduced into existing products without previous notice. Present systems may differ in some respects from those presented in this catalogue.

